



Minnesota eLearning Summit

Minnesota eLearning Summit

2016

Jul 28th, 9:30 AM - 10:30 AM

Video, the New Paper

Norb J. Thomes

Winona State University, nthomes@winona.edu

Mary Bohman

Winona State University, mbohman@winona.edu

Follow this and additional works at: <http://pubs.lib.umn.edu/minnesota-elearning-summit>

Norb J. Thomes and Mary Bohman, "Video, the New Paper" (July 28, 2016). *Minnesota eLearning Summit*. Paper 53.
<http://pubs.lib.umn.edu/minnesota-elearning-summit/2016/program/53>



This work is licensed under a [Creative Commons Attribution 4.0 License](https://creativecommons.org/licenses/by/4.0/).

The Minnesota eLearning Summit conference proceedings are produced by the University of Minnesota Libraries Publishing. Authors retain ownership of their presentation materials. These materials are protected under copyright and should not be used without permission unless otherwise noted.




Video, the New Paper

**Mary Bohman
Norb Thomes
Winona State University**

What We Hope to Accomplish

- Discuss how new formats of old assignments can generate new interest and engagement without sacrificing outcomes**
- Discover how updating old assignments can assist in the development of necessary job skills**
- Augment or modify existing assignments to use new techniques and submission formats**

Redoing the Old & Tired



Objectives for a Typical Assignment

- Interview people employed in your field of study**
- Organize the results of your interviews into an outline**
- Document the results of the interview in a professional, meaningful way**
- Credit your sources**
- Submit your outline and finished document**

Ye Olde Assignment

- Intervieweth thee professionals in thy field of study, not twice but thrice. Organizeth thy thoughts into an outline and writeth thee a paper no less in duration than three pages. Citeth thy sources. Turneth in thy outline and thy paper. Yay, verily.
- We have covered the objectives and we have made the assignment. What else can we do?

**“I think I had that
assignment in school.”**

- A) Word for word.**
- B) I don't remember doing interviews, but the assignment looks awfully familiar.**
- C) I never had an assignment like that.**

Interview Professionals in Your Field of Study

Prepare a set of questions for professionals in your field of study that determine the typical work day, schooling requirements, and skills needed to be successful. Find three professionals in the field and, using your iPad, video their responses to the questions. Create a storyboard for a 3-minute news story documenting your interviews. Using iMovie, edit the clips into the news story, adding appropriate titles, voice-overs, graphics, and music. Submit your storyboard and video for assessment.

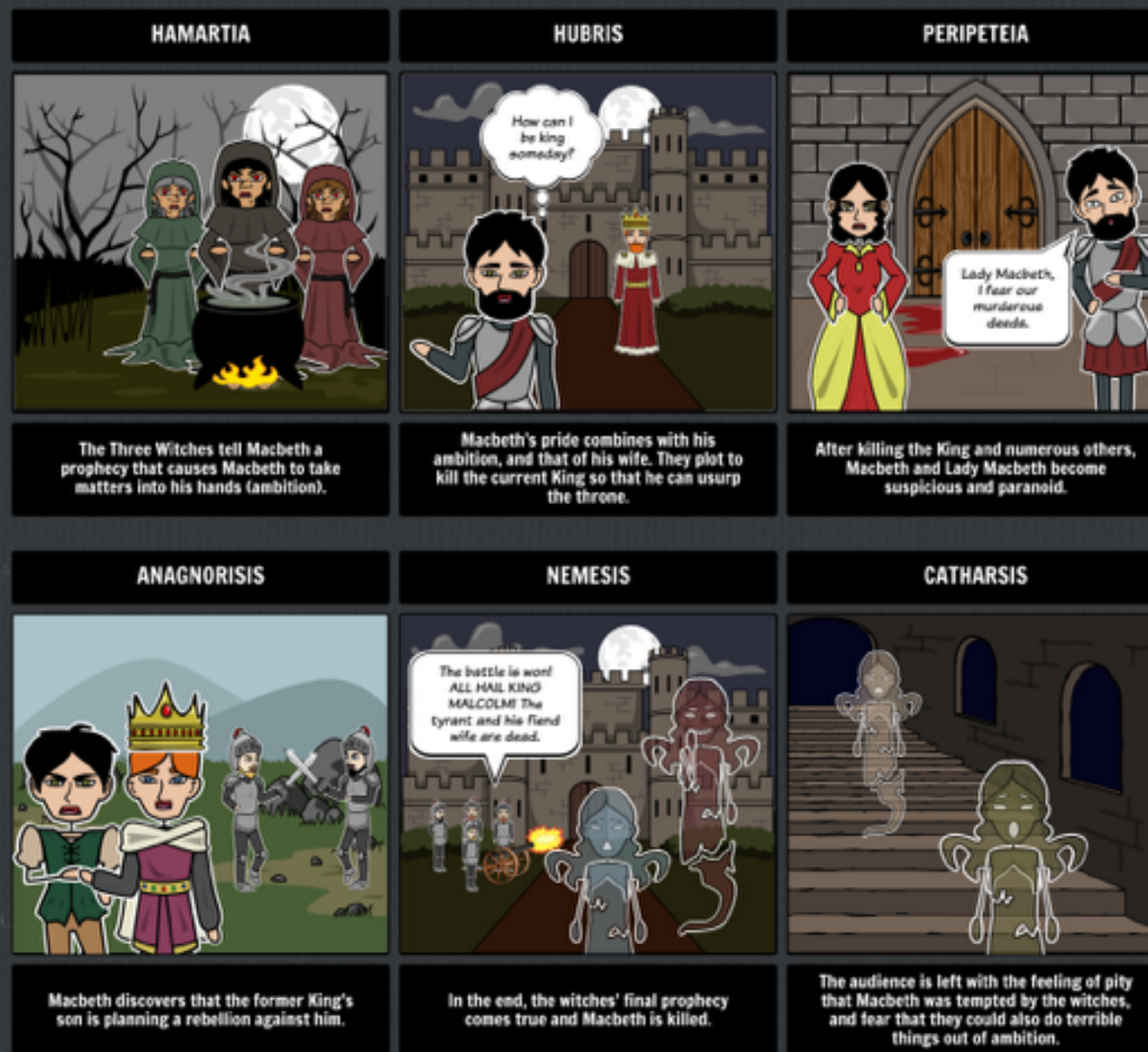
**But are the
assignments
equivalent?**



Are the assignments equivalent?

Requirement	Written	Video
Collect info	Interview questions	Interview questions
Organize thought	Outline	Storyboard
Supply narrative	Write copy	Do voice-over
Cite sources	Last page	On-screen graphics
Edit	Word	iMovie
Produce final product	Paper	Video


Storyboards



- Keyframes
- Timings
- Direction
- Overview of narrative and audio

This sample storyboard comes an app called **StoryboardThat**.

Storyboards



The Benefits



The Power of Choice

- Engagement**
- Variety (might require a minimum number of submission types throughout the term)**
- Learning styles**
- Building on 21st-century skill set**

21st-Century Skill Set

Learning Skills

Critical Thinking

Creative Thinking

Communication

Collaboration

Literacy Skills

Information Literacy

Media Literacy

Technology Literacy

Life Skills

Flexibility

Initiative

Social Skills

Productivity

Leadership

21st-Century Skill Set (Written Assignment)

Learning Skills

Critical Thinking	Creative Thinking	Communication
Collaboration		

Literacy Skills

Information Literacy	Media Literacy	Technology Literacy
----------------------	----------------	---------------------

Life Skills

Flexibility	Initiative	Social Skills
Productivity	Leadership	

21st-Century Skill Set (Video Assignment)

Learning Skills

Critical Thinking	Creative Thinking	Communication
Collaboration		

Literacy Skills

Information Literacy	Media Literacy	Technology Literacy
-----------------------------	-----------------------	----------------------------

Life Skills

Flexibility	Initiative	Social Skills
Productivity	Leadership	

How To



Multi-Media Assignments

- Video (edited vs not edited)
- Structure (groups, classroom interactions, etc.)
- Recording Best Practices

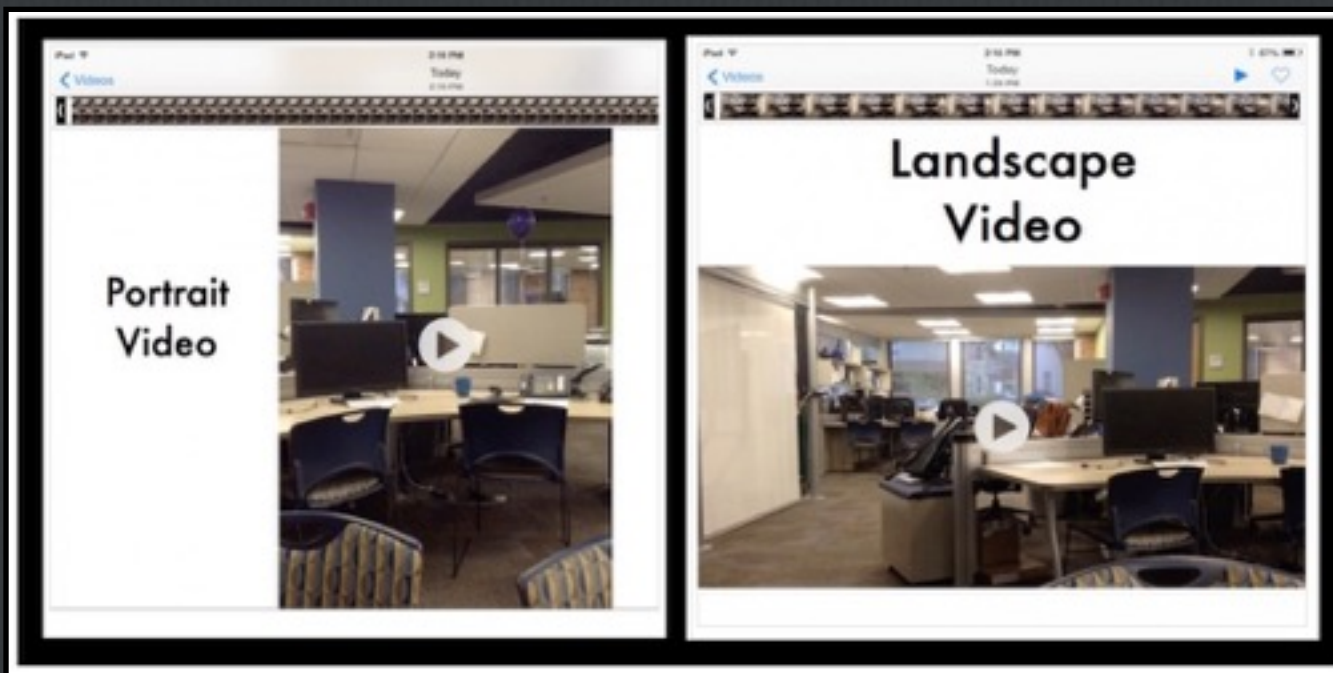
Equipment: Tripods, tablets, smart phones, laptops, etc.



Student Resources



- Wiki Pages
- Online Training ([lynda.com](https://www.lynda.com))
- iMovie app
- Video Compressor app
- Screencast-O-Matic <https://screencast-o-matic.com/>



**Download
Info**

 **DOWNLOAD: Screencast-O-Matic for Mac or PC** ▾

This is a free download to help you record your presentations.

SCREENCAST-O-MATIC

Got an account? | [login](#)

Welcome • [Go Pro!](#)

[Start Recording](#)

Make it Easy

[Help](#) | [Send Feedback](#)

One-click screen capture recording on Windows or Mac computers with no install for FREE!

Just click [Start Recording](#) to record.

Or you can download and install to run application on your Mac OSX 10.6 or later: [Download + Install](#)

New! v2.0 Beta

Advertisement

Click here to download the software.


Watch a very quick demo



Help spread the word about SOM

[Tweet](#) 4,873
[Like](#) 9.8k
[G+](#) 3.5k

Who's using Screencast-O-Matic?

 **WATCH: Screen-O-Matic Help Videos** ▾

Above is a link to video produced by Screen-O-Matic to show you how this product works.

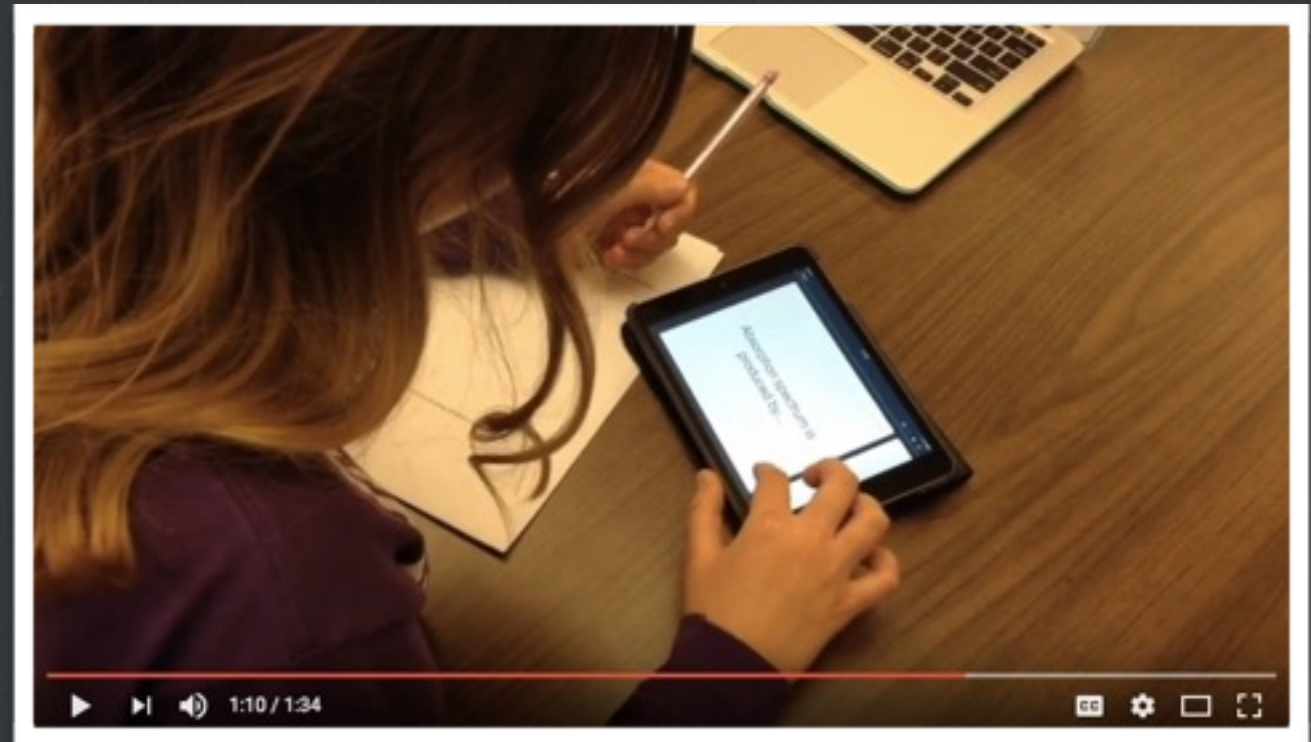
 **WATCH: How to use Screen-O-Matic YouTube Video** ▾

Above is a YouTube video someone made that will give you an overview of Screen-O-Matic.

Training

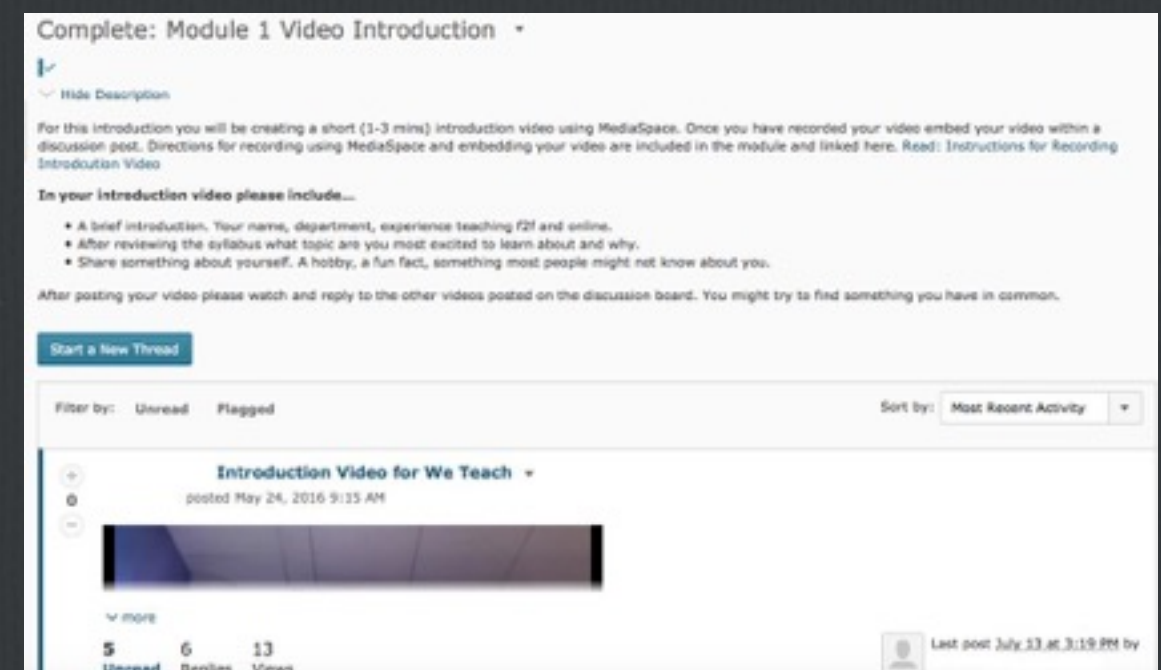
Other Multi-Media Assignment Examples

- Student Teaching Lesson Capture (not edited)
- Oral Presentations (edited)
- eWarrior Competition (instead of written essay entry they showed how they use their technology)
- Choice board assignments



Sharing Assignment in LMS

1. Record presentation and upload to Youtube
2. Embed video in the discussion board
3. Students watch and respond to each others presentation
 - Build connections in online courses
 - Saves class time in F2F courses



Q & A



Credits

- Copying the manuscript: <http://www.umilta.net>
- Benefits: <https://content.linkedin.com>
- Balance Scale: <https://cdn3.iconfinder.com/>
- Storyboards: <http://www.storyboardthat.com>,
<http://1.bp.blogspot.com/>
- Light bulb: <http://www.vox3d.com>