



Minnesota eLearning Summit

Minnesota eLearning Summit

2016

Jul 28th, 8:15 AM - 9:15 AM

Best Technology Practices

Jodee M. Lund
jlund@isd2149.org

Follow this and additional works at: <http://pubs.lib.umn.edu/minnesota-elearning-summit>

Jodee M. Lund, "Best Technology Practices" (July 28, 2016). *Minnesota eLearning Summit*. Paper 11.
<http://pubs.lib.umn.edu/minnesota-elearning-summit/2016/program/11>



This work is licensed under a [Creative Commons Attribution 4.0 License](https://creativecommons.org/licenses/by/4.0/).

The Minnesota eLearning Summit conference proceedings are produced by the University of Minnesota Libraries Publishing. Authors retain ownership of their presentation materials. These materials are protected under copyright and should not be used without permission unless otherwise noted.



Best Technology Practices

Professional Development

Hello!

I am Jodee Lund



Former Social Studies teacher & Tech Coach at BEA
Technology Integration Specialist at Minnewaska Public Schools

@JodeeLund

#lightfires #mnsummit2016



“Technology can’t replace teachers...but teachers who embrace technology will replace those who don’t.”

But really...why
change?

Because we care.

Today's Emphasis:

3 Technology Practices That Will Impact Your Career the Most:

1. Personal Learning Networks
2. Thoughtful Implementation
3. Formative Assessments

Technology means we
don't have to reinvent
the wheel!

Practice #1: PLN



PRZYEMEK

Joanna rose
mar 2004
mich 04

0501 Jan

WORLD'S

REEMA

SPEAK

words of
wisdom
let it speak

Sheila & Anna
25.7.03

MEI 09!
TREKKIN'
ACROSS
THE
UNIVERSE

BECKY

comes

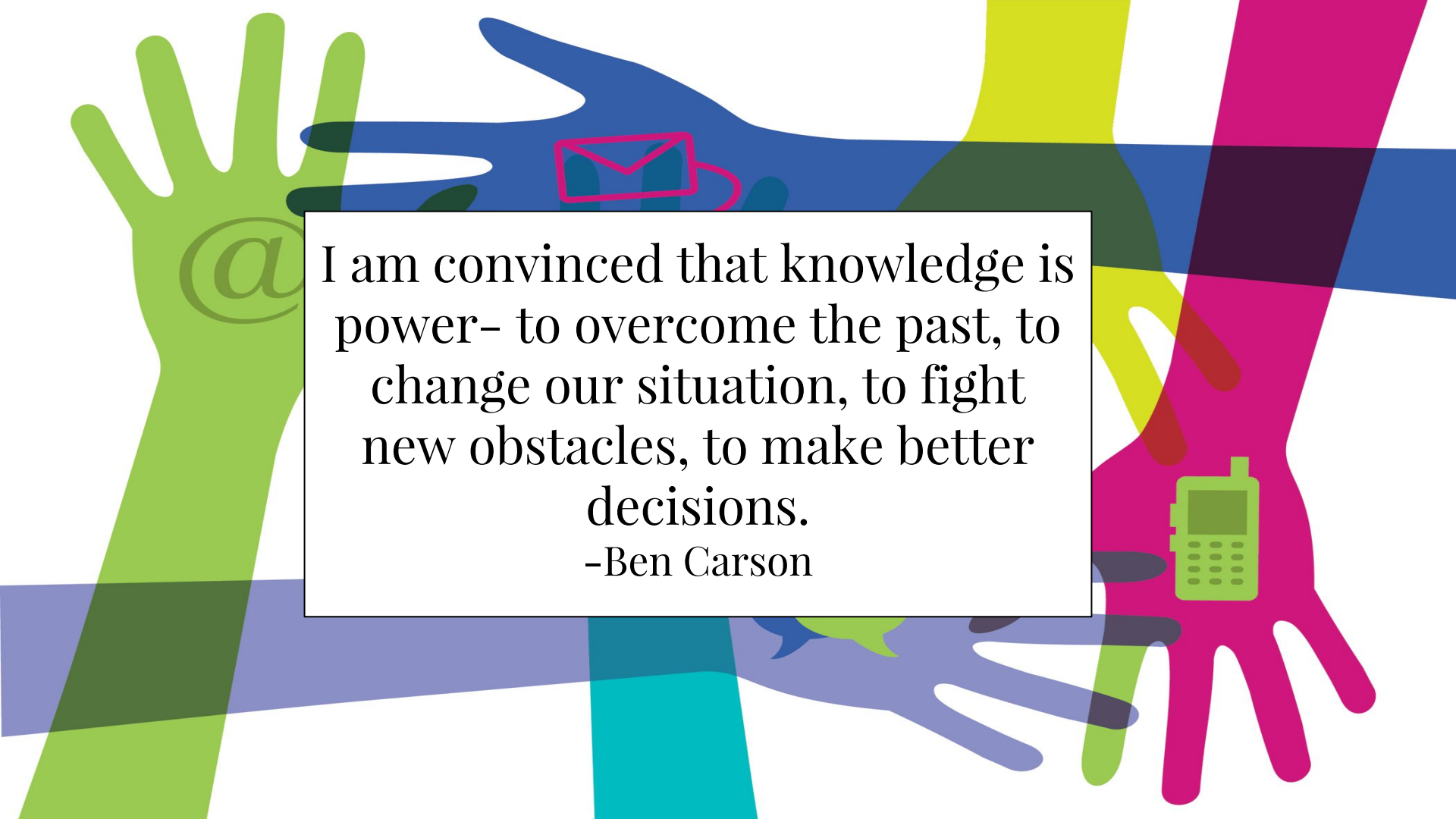
MEI 09
Rebecca Walker

rachel o
CANADA

LOVE
WORLD'S

Are you a connected educator?

- Get connected by developing your own personal learning network (PLN).
- What is it?
 - It is building connections and relationships with all sorts of people in your profession.
- Why get connected?
 - to answer or assist you with problem solving, sharing resources, and developing ideas.
 - to collaborate-- it is essential in the world of education
 - to get global perspectives



I am convinced that knowledge is power- to overcome the past, to change our situation, to fight new obstacles, to make better decisions.

-Ben Carson

Some of my favorites

1. [Twitter](#)
 - a. [Beginner's Guide to Using Twitter for Professional Development](#)
2. [Simple K12](#)
3. [We Are Teachers](#)
4. [RCampus](#)
5. [Google+](#) - Connected Classrooms
6. [Pinterest](#)
7. [THE Journal](#)
8. [Edutopia](#)
9. [2015 Honor Roll: EdTech's Must-Read K-12 IT Blogs](#)



image source: Corwin Connect, 'How Becoming A Connected Educator Saved My Teaching Career - Corwin Connect'. N. p., 2014. Web. 23 Nov. 2015.

Practice #2: Thoughtful Implementation

“US teachers each devote over 1,000 hours per year to teaching, which represents more hours per year than in almost any other country in the world.”

Quote from *Blended: Using disruptive innovations to change schools* (2015)

Food For Thought

Food For Thought...

“In a 2013 survey...student motivation ranked as the top challenge for teachers.”

“If America is working so hard to dish up learning, why are so many students not fully partaking in what’s being served?”

Quote from Blended: Using disruptive innovations to change schools (2015)

What Students Want

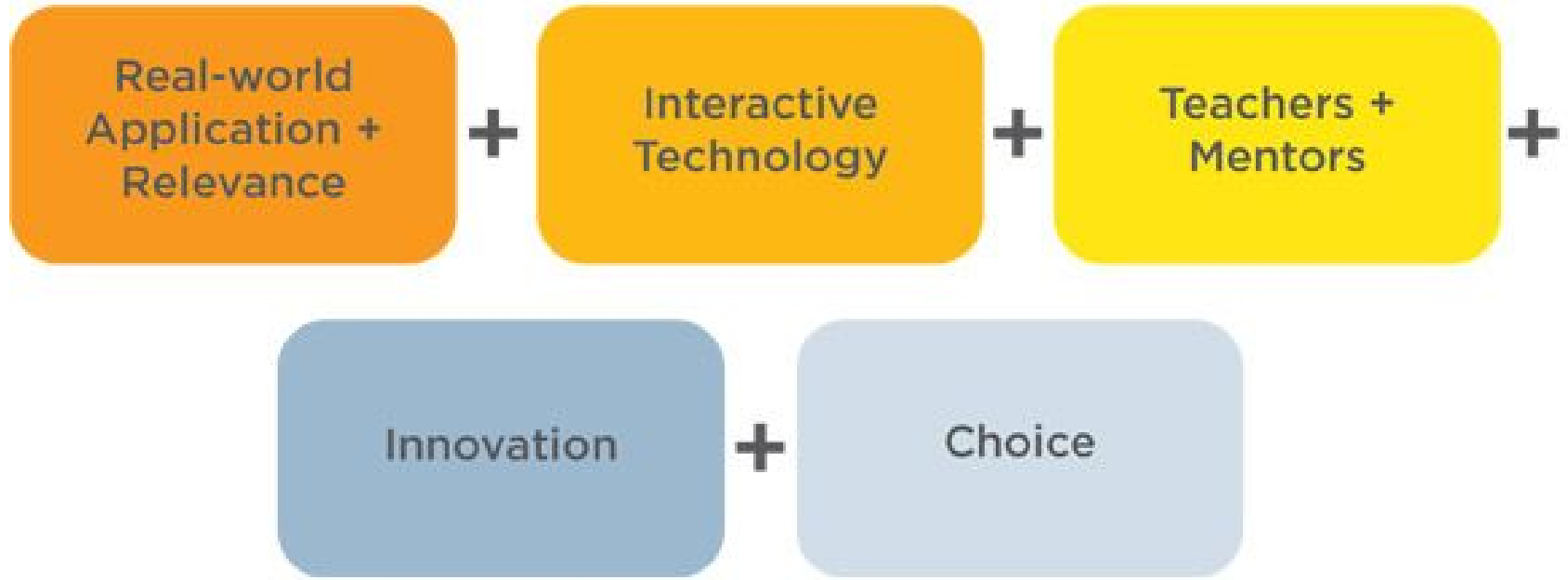


Image source: EdTech | MichaelDFlint, 'Five Things Students Say They Want From Education'.

N. p., 2015. Web. 1 Aug. 2015.

Video

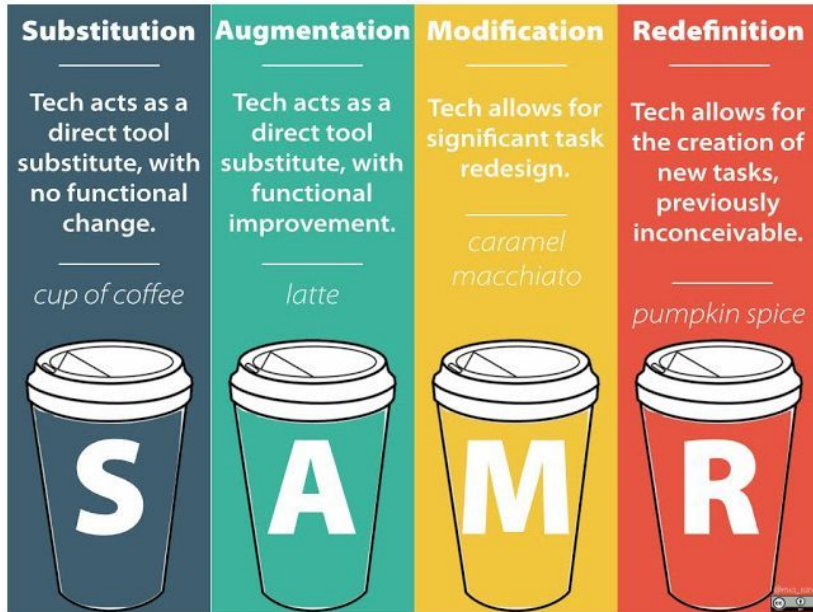
Google asked students for their thoughts on school technology and the future.

“If you were the teacher what would you do differently?”



What does thoughtful implementation look like?

SAMR Model



4 C's – Creativity, Collaboration, Communication, & Critical Thinking



International Society For Technology In Education (ISTE)

- Utilize the ISTE website for great resources on thoughtful implementation.
- Here you can find the international technology standards that many schools have adopted.
- Not only does this source provide you with standards, but they also provide you with grade level profiles. These profiles are examples of how different grade levels can meet these standards in classrooms.

Helpful Tips!

- ★ Begin with a favorite lesson or unit.
- ★ Focus on the process and not always the product.
 - assess what and how they know
- ★ Utilize to build critical thinking skills
- ★ Be consistent
- ★ Get connected!



Image source: "Free Images - Pixabay".
Pixabay.com. N. p., 2016. Web. 25 July 2016.

Practice #3: Assessments



Why assessments?

Where to start: Assessments

- Why assessments?
 - instant feedback for both you and students
 - aligned with best educational practices and how the brain learns
 - “Several recent studies have shown that testing not only enhances learning, it also reduces the rate at which information is forgotten”.
 - “Self-testing is one of the strongest study techniques there is.”
 - “...self-examination improves retention and comprehension far more than an equal amount of review time.”
 - several possibilities + immediate feedback = strongest self-quiz

Research gathered from Doyle, Terry. *Learner-centered Teaching: Putting the Research on Learning into Practice*. Sterling, VA: Stylus Pub., 2011. Print

Assessments

- Not just assessments, but AUTHENTIC assessments
 - What does that mean?
 - “...is an evaluation process that involves multiple forms of performance measurement, reflecting student’s learning, achievement, motivation, and attitudes...” (Doyle, 2011)
 - Examples:
 - Portfolio
 - Debate
 - Lab report
 - Concept map
 - Digital notebook
 - Peer and self-evaluations

Formative Assessment is a Process

- Assessments should also be thoughtful:
 - Assessments should require students to use critical thinking skills.
 - Assessments should represent a variety of levels of Bloom's Taxonomy
 - Teachers need to be prepared to adjust instruction strategies according to feedback.

My Favorites

[Nearpod](#)

[Seesaw](#)

[Socrative](#)

[GoFormative](#)

[Realtimeboard for Education](#)

[Edpuzzle](#)

[Google Forms](#) using the script

[Flubaroo](#)

Thank you!
Any questions?

You can find me at:
@JodeeLund
jlund@isd2149.org

Want this presentation? <https://goo.gl/TBjlPT>



Resources

1. YouTube,. "Education On Air- Student Voices: "If I Were The Teacher"". N. p., 2016. Web. 13 Jan. 2016.
2. Education, Leadership and 21st Century Pedagogy,. 'Incorporating The Formative Assessment Process With The Use Of Web 2.0 Tools'. N. p., 2014. Web. 23 Nov. 2015.
3. Horn, Michael B., and Heather Staker. *Blended: Using Disruptive Innovation to Improve Schools*. N.p.: n.p., n.d. Print.
4. Doyle, Terry. *Learner-centered Teaching: Putting the Research on Learning into Practice*. Sterling, VA: Stylus Pub., 2011. Print.
5. Alhsformativeassessment.blogspot.com,. "Assessment OF Learning Vs Assessment FOR Learning: Look At The Cartoon Below And Explain How It Illustrates The Difference Between Formative And Summative Assessment.". N. p., 2013. Web. 13 Jan. 2016.
6. You, Say. 'Helpful Hint Blog Writing | Linking Indiana'. *Linkingindiana.com*. N. p., 2015. Web. 23 Nov. 2015.
7. Kathy Schrock's Guide to Everything,. 'SAMR'. N. p., 2015. Web. 23 Nov. 2015.
8. The Principal of Change,. 'Putting “Deep” Into Practice'. N. p., 2011. Web. 23 Nov. 2015.
9. Corwin Connect,. 'How Becoming A Connected Educator Saved My Teaching Career - Corwin Connect'. N. p., 2014. Web. 23 Nov. 2015.
10. Flickr,. ".Imagine.". N. p., 2016. Web. 13 Jan. 2016.